

PRO-FAB QUALITY FURNACE SPECS



MODEL	CPW 250	CPW 450
TYPE 304L STAINLESS	YES	YES
TOTAL WIDTH	49"	57"
BODY WIDTH	47"	55"
TOTAL LENGTH	80"	97"
BODY LENGTH	59"	77"
TOTAL HEIGHT	85"	93"
CHIMNEY SIZE	6"	8"
DOOR SIZE	20" x 20"	20" x 24"
FIREBOX SIZE - W x H x L	30" x 33" x 42"	36" x 45" x 60"
WATER CAPACITY (U.S. GAL)	150 GAL.	300 GAL.
MAX HEATING AREA (SQ. FT.)	2,000 - 4,000	6,000 - 8,000
SHIPPING WEIGHT	1,500 LBS.	2,500 LBS.
LIMITED WARRANTY	20 YEAR	20 YEAR



MODEL	250 MS	450 MS
STEEL TYPE	MILD STEEL	MILD STEEL
TOTAL WIDTH	49"	57"
BODY WIDTH	47"	55"
TOTAL LENGTH	80"	97"
BODY LENGTH	59"	77"
TOTAL HEIGHT	85"	93"
CHIMNEY SIZE	6"	8"
DOOR SIZE	20" x 20"	20" x 24"
FIREBOX SIZE - W x H x L	30" x 33" x 42"	36" x 45" x 60"
WATER CAPACITY (U.S. GAL)	125 GAL.	250 GAL.
MAX HEATING AREA (SQ. FT.)	2,000 - 4,000	6,000 - 8,000
SHIPPING WEIGHT	2,000 LBS.	3,200 LBS.
LIMITED WARRANTY	10 YEAR	10 YEAR


Contact your dealer for more information on Pro-Fab's **OUTSTANDING WARRANTY**

HeatHandler

by Pro-Fab Industries Inc.

Need to circulate the air in your greenhouse, home, shop, or office? The HeatHandler is an efficient water-to-air heat exchanger with a whisper quiet fan and easily adjustable settings. Easy to install and service, the HeatHandler is a perfect addition to make the most of your boiler system. The HeatHandler installs directly to the ceiling and is available in three sizes.

Ask your dealer for more information.




For convenience, quality, and efficiency, look no further. Contact your dealer today and ask about the furnace best suited to your needs.

BRINGING THE BEST FURNACES TO YOUR BACKYARD



Pro-Fab Industries Inc. is North America's leading designer and manufacturer of alternative energy heating systems committed to protecting our environment. The Pro-Fab family of furnaces and boilers incorporates state of the art engineering and technology, setting it apart from any other product line in the marketplace.

For reliable and efficient heat for your home or business, trust **PRO-FAB INDUSTRIES**.



888.933.4440 www.profabgroup.com

YOUR AUTHORIZED **PRO-FAB** DEALER

Printed in U.S.A. JW0709

Part No. 814777

OUTDOOR HOT WATER FURNACES



PRO-FAB QUALITY

FURNACES

North America's **LEADING** designer and manufacturer of alternative energy heating systems.



PRO-FAB INDUSTRIES INC. www.profabgroup.com 888.933.4440

EMPYRE OUTDOOR HOT WATER FURNACE

THE EMPYRE

HOW IT WORKS

The **EMPYRE OUTDOOR HOT WATER FURNACE** is ideal for heating houses, shops, small greenhouses, pools, hot tubs, garages, sheds and domestic hot water. The Empyre is designed to connect directly into your existing heating system.

The Empyre's central firebox is enclosed by a large capacity water jacket. The top of the firebox is corrugated to provide maximum surface area for the most efficient heat. Once the water is heated, it is channeled to your home's heating system through insulated underground pipes.

The hot water from the furnace may be used for several applications in your home. The hot water line is typically connected to your hot water tank through a heat exchanger, providing all your domestic hot water. The water is then channeled into the existing radiant or forced air heating system. A water-to-air heat exchanger can also be installed to direct the heat into your heating system. The Empyre is installed in conjunction with your existing heating system, which remains connected as a backup system.

Heat is thermostatically controlled on the furnace by setting the aquastat to the desired temperature, ensuring even, consistent, efficient heat.

The Empyre is equipped with multiple hookups, allowing you to heat several buildings at once.

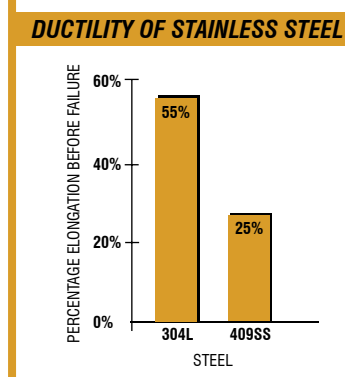
FEATURE BENEFITS

TOP GRADE STAINLESS STEEL CONSTRUCTION

Quality workmanship means nothing without quality materials. By using top grade 304L Stainless Steel, Pro-Fab Industries ensures the longevity and quality of your furnace.

The stainless steel firebox must be able to sustain intense heat without cracking or breaking. 304L is the stainless steel used by Pro-Fab for superior workmanship and longer product life. With a low carbon and high alloy content, 304L is less likely to rust or crack after welding. It has a higher ductility than other stainless steels, providing more flexibility and greater durability.

With 50% more nickel and 80% more chromium than 409SS, 304L is the highest stainless steel grade and quality used in the outdoor furnace industry. Furnaces manufactured from 304L Stainless Steel are built to last. The added protection against rust and corrosion offers you the security of a long lasting low maintenance furnace.



FULL LENGTH ASH PAN

The Empyre's full length ash pan makes ash disposal easy and clean. No brushing or awkward, messy shoveling necessary.

HIGH OUTPUT, LOW EMISSIONS

Pro-Fab Industries is dedicated to producing the most efficient alternative energy furnaces on the market.


In addition to efficiency, Pro-Fab Industries is committed to protecting the environment by continually reducing emissions from its furnaces. Pro-Fab Industries' in-house testing lab tests and analyzes fuels and furnaces to determine the highest output with the lowest emissions. Output and emissions vary based on fuel quality, location and furnace size. Talk to your dealer for more information.



THE EMPYRE - UP CLOSE

LEADING THE WAY IN EFFICIENCY, SAFETY, AND CONVENIENCE

- A STAINLESS STEEL CHIMNEY:** insulated and double walled to reduce condensation
- B FLOATING WATER LEVEL INDICATOR:** eliminates pressure and evaporation
- C HEAVY DUTY ONE PIECE ROOF:** leak proof to protect your furnace from the elements
- D TOP LIFTING HOOK:** for easy installation
- E 304L STAINLESS STEEL CONSTRUCTION:** laser cut components and solid steel construction for quality and longevity
- F FIBERGLASS INSULATION:** for safety will not dry out, shrink, crack or ignite
- G EXTERIOR LIGHT:** for night wood loading
- H DIGITAL CONTROL PANEL:** with easy to read temperature and water level indicators
- I LARGE CAPACITY WATER JACKET:** pressure and die tested for fast heat recovery
- J CORRUGATED FIREBOX TOP:** maximizes heat transfer and efficiency
- K BAFFLE PORTS:** increase heat transfer and combustion efficiency and reduce smoke when opening the door
- L HIGH TEMP INSULATED DOOR:** pressure touch handle provides a firm seal and automatic solenoid damper or front air reducer improves combustion efficiency
- M FIREBOX:** large firebox capacity
- N WATER FILLED GRATES:** located below firebox to maximize heat transfer and combustion efficiency
- O FULL LENGTH ASH PAN:** for simple and convenient cleaning
- P FORKLIFT GUIDES:** for easy lifting, moving, and installation
- Q LEGS:** raises the firebox for easy loading
- R INSULATED REAR HOOKUP COVER:** provides easy and safe access for pipe hookup
- S INSULATED CHIMNEY DOOR:** for easy access chimney cleaning



COZEBURN OUTDOOR HOT WATER FURNACE

THE COZEBURN

The **COZEBURN OUTDOOR HOT WATER FURNACE** has been keeping families warm since 1989, using natural renewable resources. By using high quality components, you can be sure of years of great performance and reliability. The entire firebox and water jacket is manufactured using top quality steel with fibre glass insulation ensuring maximum heat output. The firebox is specifically designed and tested for maximum heat transfer efficiency and is able to withstand high temperatures. The large capacity water jacket provides fast heat recovery. Water circulating around the firebox and through the water filled grates maximizes heat transfer which improves efficiency. All furnaces are pressure and die tested for quality assurance prior to leaving our factory. Features include our full length ash pan making ash removal easy. An eye level digital control panel has a clear readout allowing for accurate temperature adjustments.

For safety, the Cozeburn Outdoor Hot Water Furnace has a large firebox door for ease of loading, high temperature insulation which eliminates hot areas, and a night light for additional visibility for nighttime loading. Because the Cozeburn furnace is a non pressurized system it provides a safe environment for you and your family. By meeting all requirements of CSA and UL, you can be rest assured that the Cozeburn will provide affordable quality, performance and reliability for your heating needs for years to come.

APPLICATIONS

GREENHOUSE

The Empyre and Cozeburn are ideal for heating greenhouses. Hot water can be pumped from the furnace to forced air heaters on the ceiling as well as into radiant heating in table tops.

RADIANT HEATING

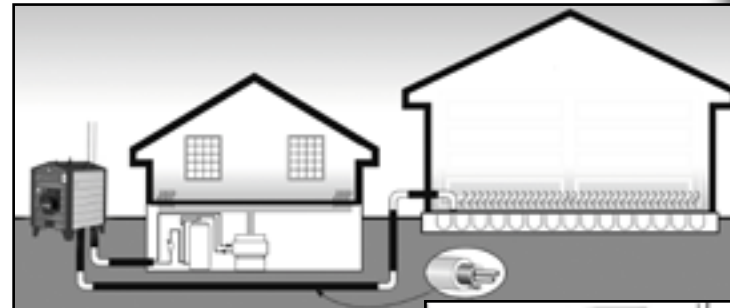
With hot water flowing through tubes in the floors of your house, in-floor heating is the most efficient, consistent and comfortable heat to enjoy.

DOMESTIC HOT WATER

Hot water from the furnace flows through a heat exchanger on the existing hot water heater.

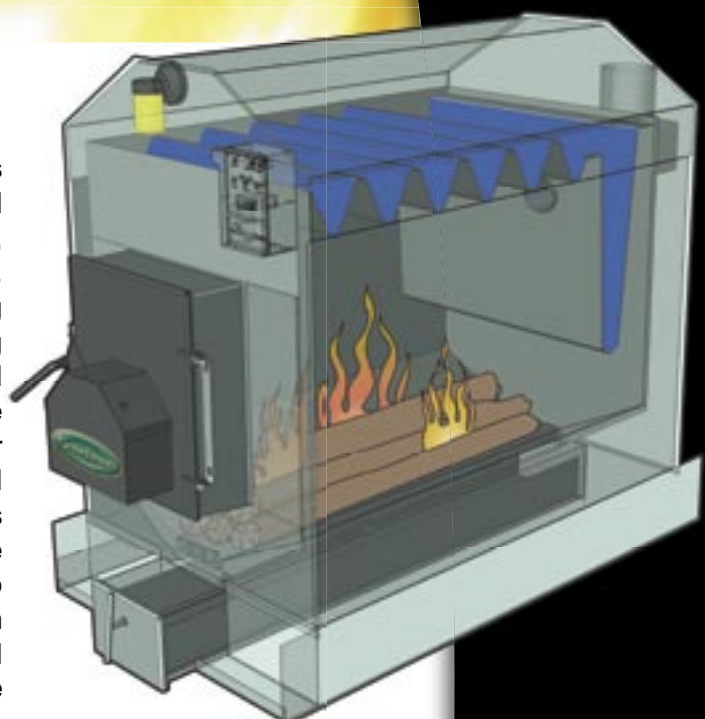
POOL OR SPA

With the multiple hookups option, the Empyre or Cozeburn can provide heat for your pool or spa with pipes connecting directly to the existing pool heater.



MULTIPLE BUILDING HOOKUP

Multiple connection ports on the Empyre and Cozeburn allow you to heat several buildings such as a pool, greenhouse, or shop with a single heating unit.



By using **TOP GRADE 304L Stainless Steel**, Pro-Fab Industries ensures the **longevity and quality of your furnace.**

Connects **DIRECTLY** into your new or existing heating system in your home, shop, greenhouse or other application.