

Residential

stoves and boilers



Model WB150H



Model WB5



Model 2618



Model 2016



Model 4020

If you have a coal or wood stove, you spend significant time cleaning, maintaining, and fueling your stove.

We understand that non-electric heat sources are expensive, require regular maintenance, and can be unsafe.

That's why we made a different non-electric stove.

Welcome to Blu Flame, where our passion is dependable, efficient, and maintenance-free stoves.



"We love our Sun-Rise Stove. We were filling our 500 gallon tanks every month until we got this stove. When the gas man came the next month, he came to our door and asked what was wrong; our tanks were barely half empty. I told him we got a different stove. Now we are using only half as much gas as we were with our previous stove and enjoying a lot warmer heat!"

Levi H. Tuscola, IL



Our Residential Stoves



Model 2016



Model 3020



Model 2618
Coppervane and black trim



Model 4020
Optional Hood

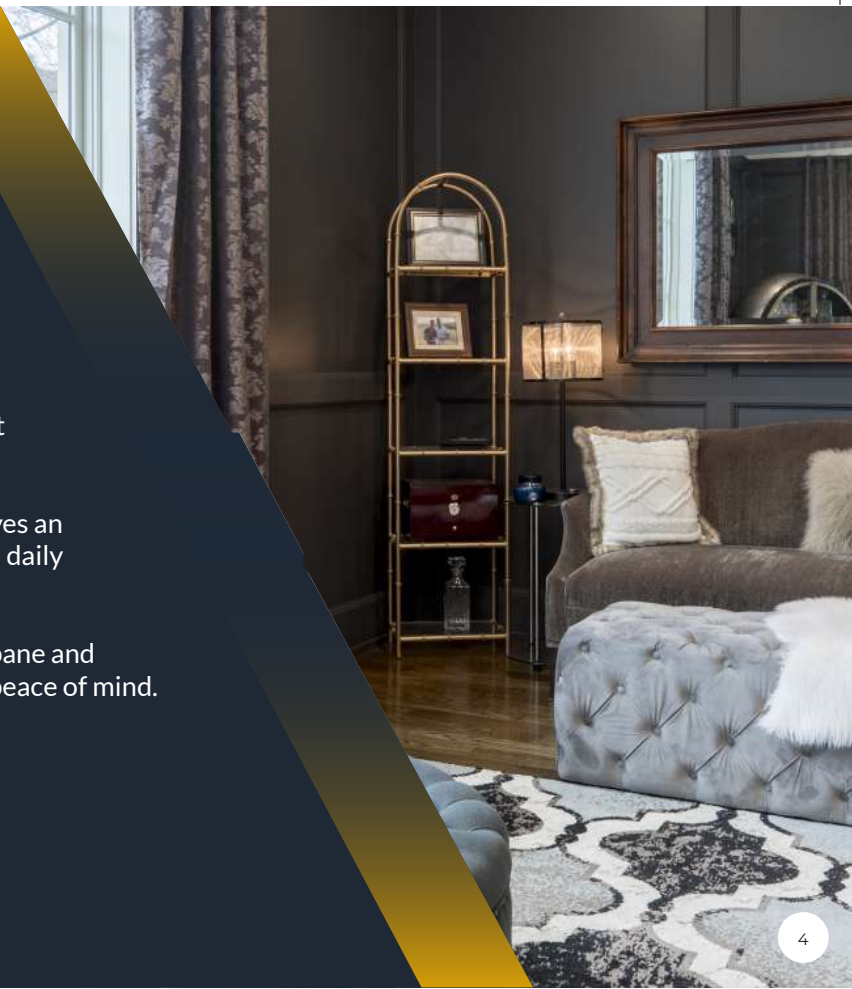
Imagine having a non-electric heat source in your home or office that is dependable, maintenance-free, clean, and efficient.

At Blu Flame, we understand the frustration of having an inconsistent heat source that requires daily maintenance.

We believe every home and office deserves an efficient heat source that doesn't require daily maintenance or cleaning.

That's why we developed our line of propane and natural gas stoves: To give you rest and peace of mind.

Call us today or find a dealer near you!



SUN-RISE HEATER FEATURES

- No electricity required
- Burns propane or natural gas
- Hassle-free start up
- Quick transfer of heat
- Efficient heat output control
- Low-maintenance
- Fuel saving heat circulation throughout your home
- Black porcelain finish
- Tested on ANSI standards (221/86/2008)

COLOR OPTIONS

- Black porcelain
- Coppervane powder coat
- Coppervane with black trim

BURNER OPTIONS

- Qty 2- 6" Round

HEATER SPECIFICATIONS Model 2618

BTU	40,000
Control Options	1 Thermostat Control
Height	37"
Width	27"
Depth	19" with 9" diffuser box
Weight	169 lbs.

Model 2618

Shown with Coppervane
and black trim





Unique Circulating Tubes

- Distributes even heat throughout your home.
- No electricity required for circulation.
- Top grill lifts up for easy cleaning.
- 4" stove pipe (chimney required)



Two Burner | Two Controls

Wall mount or hydraulic thermostat

Two Burner | One Control

Wall mount thermostat

Two Burner | Two Control units have a manual gas valve and thermostat control that can be used separately or simultaneously. Manual control for a continual burn or thermostat for on-demand use.

SUN-RISE HEATER FEATURES

- No electricity required
- Burns propane or natural gas
- Hassle-free start up
- Quick transfer of heat
- Efficient heat output control
- Low-maintenance
- Fuel saving heat circulation throughout your home
- Porcelain/powder coat finishes
- Includes wall thermostat

COLOR OPTIONS

- Black porcelain
- Wine powder coat exterior

19"D x 29"W x 42"H
9" Diffuser Box (Increases Depth to 28")

HEATER SPECIFICATIONS Model 3020

Weight	180 lbs
Burner Style	2- 6" Round Cast Iron (USA)
BTU Input	55,000
Efficiency	83%
Exhaust Pipe	4"
Fuel Type	NG, LP
Circulation Tubes	23- 3" (stainless steel)
Finish	Porcelain
Optional	Wine red powder coat exterior safety & circulation shield to improve efficiency.
Heats	Up to 2,500 sq. ft.

7

Model 3020

An Excellent Home Heater



HEATER SPECIFICATIONS Model 2016

Weight	112 lbs
Burner Style	One 6" Burner
BTU Input	22,000
Efficiency	78%
Exhaust Pipe	4"
Fuel Type	NG, LP

16"D x 20"W x 37"H
4" Diffuser Box

16"D x 20"W x 37"H
4" Diffuser Box

Model 2016

Great Smaller Option

HEATER SPECIFICATIONS Model 2016 M

Weight	142 lbs
Burner Style	1- 6" Round Cast Iron (USA)
BTU Input	28,000
Efficiency	70%
Exhaust Pipe	4"
Fuel Type	NG, LP
Circulating Tubes	10- 3" (stainless steel)
Finish	Porcelain
Heats	Up to 1,500 sq. ft.

16"D x 26"W x 34"H 9"
Diffuser Box
(increases depth to 25")

- Standard with hinged top grill
- Wall thermostat is included with each unit

HEATER SPECIFICATIONS Model 2616 MD

Weight	142 lbs
Burner Style	2- 6" Round Cast Iron (USA)
BTU Input	40,000
Efficiency	78%
Exhaust Pipe	4"
Pipe	NG, LP
Fuel Type	13- 3" (stainless steel) Porcelain

16"D x 26"W x 34"H 9"
Diffuser Box
(increases depth to 25")

- Standard with hinged top grill
- Wall thermostat is included with each unit



Model 4020

Very Popular For Basements

HEATER SPECIFICATIONS Model 4020

Weight	194 lbs
Burner Style	2- 6" Round Cast Iron (USA)
BTU Input	55,000
Efficiency	83%
Exhaust Pipe	4"
Fuel Type	NG, LP
Circulation Tubes	21- 3" stainless steel
Finish	Black main cabinet Skirting options: Wine red or Black
Heats	Up to 2,500 sq. ft.

21" D x 32" W x 39" H

9" Diffuser Box (Increases Depth to 30")

- Does not include top grill
- Wall thermostat is included with each unit
- Top hood optional and recommended

Unique Circulating Tubes

- Distribute even heat throughout your home.
- No electricity required for circulation
- 4" stove pipe (chimney required)
- Excellent for heating from your basement



Corner Detail



Model 4020

Are you ready to say goodbye to daily maintenance
and regular cleaning of your stove?

Follow these **4 easy steps** to get your new stove today:

1 EXPLORE

Call us today or visit a dealer.
717-768-8030

2 PURCHASE

Get the perfect stove for your space.

3 INSTALL

We will install it for you or supply
the parts you need to arrange your install.

4 ENJOY

Kick up your feet and relax with your
maintenance-free, clean, consistent heat!

P.S. Don't forget that all our products come with a 3-year
Extended Warranty and 60-day Satisfaction Guarantee.

Our Residential Boilers

Model WB150H



Model WB5



Are you looking for a non-electric hot water source that doesn't require regular maintenance and cleaning?

If you are, then our lineup of hot water boilers are perfect for you!

Our boilers are the ideal fit for homes, small commercial buildings, out-buildings, or animal applications such as dog kennels.

Whatever your hot water needs are, call us today or visit a dealer to get your new dependable hot water boilers!

BOILER FEATURES FOR ALL MODELS

- Wine red finish
- Multiple flues through tank for increased efficiency
- Black matte finish
- Well-insulated cabinet
- Pressure-temp gauge
- 2" porting
- Steel tank
- Aquastat
- Milivolt Gas Valve

MODELS

Please specify Propane or Natural Gas

WB200	195,000 BTU boiler
WB150	145,000 BTU boiler
WB100	100,000 BTU boiler
WB5	30,000 BTU water heater / boiler

Model WB150H

BOILER SPECIFICATIONS Model WB100H

Weight	400 lbs
Burner Style	Pipe
BTU Input	100,000
Porting	2" Hot 2" Cold
Tank	Steel
Vent	

24"W x 30"D x 36"H

BOILER SPECIFICATIONS Model WB150H

Weight	450 lbs
Burner Style	Pipe
BTU Input	145,000
Porting	2" Hot 2" Cold
Tank	Steel
Vent	6"

28"W x 30"D x 39"H

BOILER SPECIFICATIONS Model WB200H

Weight	850 lbs
Burner Style	Pipe
BTU Input	195,000
Porting	2" Hot 2" Cold
Tank	Steel
Vent	6"

28"W x 44"D x 39"H



Model WB5

BOILER SPECIFICATIONS Model WB5

Weight	150 lbs
Burner Style	6" Round
BTU Input	30,000
Tank	Steel
Control	Millivolt w/ Aqua Stat Available in LP - NP - Oil

21"W x 21"D x 27"H




Accessories



Tankless Water Heater

**High Pressure
Canner Kit**



**Economy
Heatsaver**



**Custom Pipe
Burner System**



Things to consider when ordering a heater

What is the size of the area you want to heat?

What type of fuel will you use?

Natural gas

LP gas

What type of chimney do you have?

Block

B Vent

Insulated

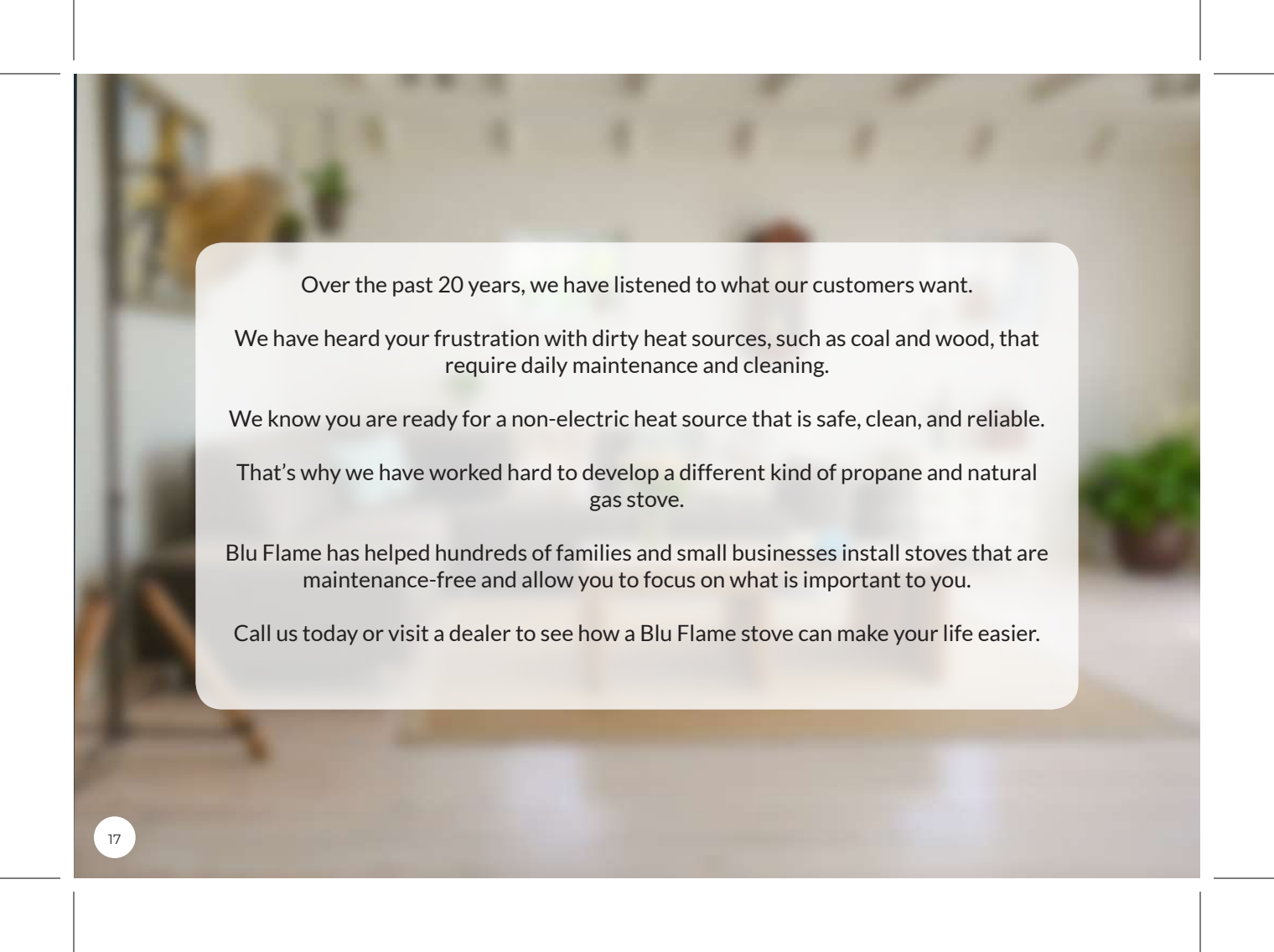
First floor or basement install?

Do you have sufficient register space?

What type of thermostat do you have?

Programmable

Non Programmable



Over the past 20 years, we have listened to what our customers want.

We have heard your frustration with dirty heat sources, such as coal and wood, that require daily maintenance and cleaning.

We know you are ready for a non-electric heat source that is safe, clean, and reliable.

That's why we have worked hard to develop a different kind of propane and natural gas stove.

Blu Flame has helped hundreds of families and small businesses install stoves that are maintenance-free and allow you to focus on what is important to you.

Call us today or visit a dealer to see how a Blu Flame stove can make your life easier.

ABOUT US



Since 1994, we have offered non-electric heat alternatives to our customers. Our goal has always been to make clean, highly efficient furnaces and boilers, and this goal continues to drive our products and customer service.

Our heating units take advantage of the principle that warm air rises. By combining this principle with in-floor heat, our furnaces provide a warmer floor, better heat distribution, and higher efficiency.

This results in your comfort and dollars saved! No matter your heating needs, our full line of furnaces and boilers is designed to meet your needs perfectly.

Whether it is oil, custom LP gas, or propane; we have your heating needs covered.

We even offer installation and service to make your life easier!

Call us today.
Your new efficient, non-electric heat is waiting!